

## A little history...

**SSL Mod** has its beginnings in the middle of the year **2011**, not compliant with the lighting of **Arma 2** and absolutely convinced that the lighting of **Armed Assault** was better, I put to work to use its configuration as a base for a mini mod that would replace the Arma2 lighting with Armed Assault.

I started making different changes, sometimes they were very good changes and sometimes really a disaster; Until I achieve what I was looking for, at least for my liking, to obtain a much clearer and more defined illumination.

Over time I left him a little careless, in **2016** I decided to continue modifying him, and I give him the **SSL** name "**Sky Sun & Lighting**", in **2017** due to health problems the mod was abandoned, and in **2019** after my recovery I returned to work on it. Initially the mod was for **Arma2**, currently it is for **Arma2 Operation Arrowhead / Combined Operations**.

From **2011** until the writing of these lines, few people had access to this mini mod and they were the ones who encouraged me to release it.



### Description:

It changes the global lighting of the islands, textures of the sky and prevents being blinded by light sources. Also has a module with 21 color profiles.

### Requirements:

Arma 2 Operation Arrowhead or Arma 2 Combined Operations

### Installation:

Extract the @ssl folder in the root folder of Arma2 Operation Arrowhead.

You can also visit the following: [FAQ](#) link at [www.armaholic.com](http://www.armaholic.com) to see in detail how to install and launch addons.

### How to use:

The mod is activated by default, the default color profile of the mod is the most natural, at least for my taste, the different color profiles are loaded from the mission editor.

Open the mission editor, select modules in the right panel of the mission editor or press the F7 key, then double click anywhere on the map, search the list of modules for SSL profiles and select the desired profile.

## SSL Colors module:

The SSL Colors module currently has 21 different profiles, some have a specific name like Takistan, Falujah, etc., but any profile can be used on any island, those profiles were simply created trying to look good on that island specifically.

There are also profiles that specify: **Day/Night** or only **Day**

**Day/Night Profiles:** Looks good day and night

**Profiles Day:** They look good by day, but at night they look very dark, at least for my liking.  
You can try it to see how it is, maybe you like it.

## Shadow profiles lvl 1, 2, 3...

These profiles make the shadows/black color even darker.

SSL without profile



SSL profile shadow lvl1



SSL profile shadow lvl2




SSL profile shadow lvl3






## SSL without profile






SSL profile shadow lvl1






SSL profile shadow lvl2





## SSL profile shadow lvl3



I hope you enjoy it as much as I do.

*GHOST*

### CONTACT:

reaper0704@gmail.com - dalber24@hotmail.com  
On [www.armaholic.com](http://www.armaholic.com) - On Bohemia Forums

